
THEME 8 – SPORT AND VENUES

8.1 COMPETITION SCHEDULE

Based on the Olympic Programme provided in Appendix A to Theme 8, use Table 8.1 to indicate:

- **Dates and days of competition (by sport/discipline)**
- **Type and level of competition**
- **Finals (by sport/discipline)**
- **Total gold medals awarded each day and for each sport/discipline**
- **Opening and Closing Ceremonies**

Table 8.1 (on the following two pages) contains the requested information for each sport (in horizontal rows) and for each day of planned competition (in vertical columns).





TABLE 8.1: COMPETITION SCHEDULE																		
Key: ■ = competition held, but no medals decided. A simple number indicates both men's and women's (or mixed) finals held on the same day. A notation of "M" or "W" with a number indicates a men's or women's gold-medal round/event.																		
Sport/Discipline	22	23	24	25	26	27	28	29	30	31	1	2	3	4	5	6	7	Total
Ceremonies	■																■	0
Athletics								3	4	5	6	5	3	6	7	7	1	47
Rowing		■	■	■	■	■	■	■	7	7								14
Badminton		■	■	■	■	■	■	1	2	2								5
Basketball		■	■	■	■	■	■	■	■	■	■	■	■	W/sf	M/sf	W/1	M/1	2
Boxing		■	■	■	■	■	■	■	■	■	■	■			M/sf	5	6	11
Canoe/Kayak-flatwater											■	■	■	■	6	6		12
Canoe/Kayak-slalom				■	2	■	M/2											4
Cycling-track								2	1	1	3	3						10
Cycling-road		W/1	M/1			2												4
Cycling-mountain															W/1	M/1		2
Cycling-BMX													■	2				2
Equestrian		■	■	■	2	■	1	■	■	■	1	1	1					6
Fencing				W/1	M/1	W/1	M/1	W/1	2	M/1	M/1	M/1						10
Football		■	■		■	■		■	■		W/sf	M/sf		■	W/1	M/1		2
Gymnastics-artistic		■	■		W/1	M/1	W/1	M/1		4	3	3						14
Gymnastics-rhythmic													■	■	W/1	W/1		2
Gymnastics-trampoline									■		W/1	M/1						2
Weightlifting		M/1	2	2	2	2		2	W/1	M/1	W/1	M/1						15
Handball		■	■	■	■	■	■	■	■	■	■	■	■	W/sf	M/sf	W/1	M/1	2
Hockey			■	■	■	■	■	■	■	■	■	■	W/sf	M/sf	W/1	M/1		2
Judo		2	2	2	2	2	2	2										14
Wrestling-freestyle		2	2	M/3		2	2											11





TABLE 8.1: COMPETITION SCHEDULE (CONTD)																		
Key: ■ = competition held, but no medals decided. A simple number indicates both men's and women's (or mixed) finals held on the same day. A notation of "M" or "W" with a number indicates a men's or women's gold-medal round/event.																		
Sport/Discipline	22	23	24	25	26	27	28	29	30	31	1	2	3	4	5	6	7	Total
Wrestling-greco-roman									M/2	M/2	M/3							7
Swimming		■	4	4	4	4	4	4	4	4								32
Swimming-Diving			W/1	M/1	W/1	M/11		■	■	W/1	■	M/1	■	W/1	■	M/1		8
Swimming-Synchro										■	■	W/1		■	W/1			2
Swimming-Water Polo			■	■	■	■	■	■	■	■	■	W/sf	M/sf		■	W/1	M/1	2
Modern Pentathlon														W/1	M/1			2
Taekwondo													2	2	2	2		8
Tennis			■	■	■	■	■	■	2	2								4
Table Tennis						■	■	■	■	W/1	M/1	■	■	■	W/1	M/1		4
Shooting			2	2	2	2	M/1	2	W/1	2	M/1							15
Archery		■	W/1	M/1	■	■	W/1	M/1										4
Triathlon/Marathon											W/1	M/1						2
Sailing		■	■	■	■	■	■	■	2	1	2	2	2	2				11
Volleyball-indoor		■	■	■	■	■	■	■	■	■	■	■	■	W/sf	M/sf	W/1	M/1	2
Volleyball-beach		■	■	■	■	■	■	■	■	■	■	W/sf	M/sf	W/1	M/1			2
Total gold medals:	0																	298



8.2 Venues

Use Table 8.2 to list:

- All proposed competition venues
- Gross seating capacity of competition venues
- All proposed training venues

To aid in locating specific venues of interest, Table 8.2 (on the following two pages) includes the requested information for each sport along with a cross-reference to the symbol for each sport and the page number location in Section 8.3.




































TABLE 8.2: VENUES					
		COMPETITION VENUES		TRAINING VENUES	Sec. 8.3 Page No.
Sport/Discipline/Event	Venue Name	Gross Seating Capacity	Venue Name		
 Aquatics	Long Beach Aquatics Center	20,000	Olympic Pool at USC Sunset Canyon at UCLA		8-101
 Archery	Home Depot Center	5,000	(competition venue)		8-130
 Athletics	Los Angeles Memorial Coliseum	75,000-plus	Drake Stadium at UCLA Loker Stadium at USC		8-7
 Badminton	Bren Events Center	5,000	(competition venue) ToroDome at CSUDH		8-150
 Basketball 1	Honda Center	17,500	(see below)		8-146
 Basketball 2	Anaheim Arena	7,000	Anaheim Convention Center		8-142
 Boxing	Galen Center at USC	10,000	(competition venue)		8-26
 Canoe/Kayak/ Flatwater	Long Beach Marine Stadium	25,000	(competition venue)		8-114
 Canoe/Kayak/Slalom	Raging Waters	2,000	(competition venue)		8-97
 Cycling/Track & BMX	Home Depot Center	4,000	(competition venue)		8-132
 Cycling/Mountain & Road	Griffith Park	n/a	Los Angeles roads		8-38
 Equestrian/Dressage-Jumping	Santa Anita Park	32,000	(competition venue)		8-89
 Equestrian/event	Oaks Blenheim Facility	50,000 standing	(competition venue)		8-154
 Fencing/preliminaries	Exposition Park	10,000	Lyon Center at USC		8-12
 Fencing/finals	Nokia Theatre	7,000	n/a		8-21
 Football 1	Rose Bowl Stadium	91,000	(competition venue)		8-85
 Football 2	Home Depot Center	27,000	(competition venue)		8-133
 Football 3	Qualcomm Stadium	70,000	(competition venue)		8-158
 Football 4	AT&T Park	38,000	(competition venue)		8-162



TABLE 8.2: VENUES

Sport/Discipline/Event	COMPETITION VENUES		TRAINING VENUES	Sec. 8.3 Page No.
	Venue Name	Gross Seating Capacity	Venue Name	
 Football 5	Sam Boyd Stadium	32,000	(competition venue)	8-166
 Gymnastics/Artistic-Trampoline	Staples Center	18,000	Pardee Gymnasium at UCLA Yates Gymnasium at UCLA	8-16
 Gymnastics/Rhythmic	Long Beach Arena	11,000	(competition venue) Alumni Gymnasium at LMU	8-109
 Handball/preliminaries	Walter Pyramid	5,000	Santa Monica College Venice High School Gym	8-126
 Handball/finals	Staples Center	18,000	n/a	8-16
 Hockey 1	Weingart Stadium	20,000	(competition venue)	8-30
 Hockey 2	Weingart Stadium	5,000	Home Depot Center	8-30
 Judo	Long Beach Arena	11,000	Long Beach Convention Center	8-109
 Modern Pentathlon	Fairplex	Varies by site	(competition venues)	8-93
 Rowing	Long Beach Marine Stadium	25,000	(competition venue)	8-114
 Sailing	Long Beach Marina	n/a	(competition venue)	8-122
 Shooting	Fairplex	3,000	(competition venue)	8-93
 Table Tennis	Long Beach Convention Center	5,000	Gersten Pavilion at LMU	8-105
 Taekwondo	Long Beach Convention Center	8,000	Hamilton High School Gym University High School Gym	8-105
 Tennis	Home Depot Center	13,000	Los Angeles Tennis Center	8-134
 Triathlon Finish	City of Los Angeles Streets	n/a	(competition venues)	8-43
 Volleyball 1	The Forum	17,000	Collins Court at UCLA Palisades High School Gym	8-81
 Volleyball 2	Pauley Pavilion at UCLA	10,000	(competition venue)	8-77
 Volleyball 3 (beach)	Long Beach Volleyball Complex	8,000	(competition venue)	8-118
 Weightlifting	Shrine Auditorium	6,300	(competition venue)	8-34
 Wrestling	Long Beach Convention Center	8,000	(competition venue)	8-105

NON-COMPETITION VENUES			
	Venue Type	Venue Name	Page No.
	Olympic Village	UCLA	8-63
	Media/Family Village	University of Southern California	8-48
	Main Media Center	Los Angeles Convention Center	8-58



8.3 VENUE LOCATION

Map B

Indicate on Map B, no larger than A3 – folded or double page – and giving the graphic scale used, the location of all competition and training venues, as well as the following non-competition venues:

- The main Olympic Village
- Any other Olympic Village being used for the respective sport (if applicable)
- Olympic Hotel(s) – see list of constituent groups in theme 13 (Q 13.5.1)
- MPC
- IBC

Maps B1, B2, B3, etc. (venue cluster maps)

Provide (a) separate map(s) (Maps B1, B2, etc.) no larger than A3 – folded or double page – and giving the graphic scale used, for any venue cluster(s) in your concept.

Please make sure you observe the following colour code on all B maps requested above:

- **BLUE** Existing infrastructure
- **GREEN** Planned infrastructure (irrespective of the Olympic Games)
- **RED** Additional infrastructure (necessary to host the Olympic Games)

Please see maps developed for each proposed venue. This section is organized by geographic venue cluster in the Los Angeles area.

